



All-Out Defense Handbook

〈 Template 〉

Contents



Emergency Response QR Codes

1



Air Alert and Evacuation

2



Response to Building Collapse and Fire

6



Response to Power Outage

8



Response to Water Outage

10







 6	Emergency Medical Response	12
---	----------------------------	----

 7	Response to the Shortage of Daily Necessities	14
---	---	----

 8	Readiness of Resources and Medical Supplies for Disaster (Warfare)	16
--	--	----

 9	Survival Basics	18
---	-----------------	----

 10	Emergency Reporting Hotlines	20
--	------------------------------	----

 11	Reservist Mobilization Information	22
--	------------------------------------	----





Preface

The purpose of this handbook is to provide emergency information to the public in the event of a military crisis or potential disaster so that everyone can help themselves and survive.

This handbook focuses on effective responses to situations that may occur during wartime. It provides essential instructions such as Identification of Air-Raid Alerts and Evacuation, Evacuation Information in Case of Building Collapse and Fire after Air-Raid, Inquiries and Responses to Power and Water Outages due to Air-Raid Damage, Emergency Medical Evacuation in the Disaster of War, Channels to Obtain Necessities in the Event of Wartime Shortages, Advance Preparation of Resources and Emergency Medical Supplies for Families and Individuals, Outdoor Survival Basics, Emergency Reporting Hotlines, and Information on the Mobilization of Listed Reservists.

All-out defense is a demonstration of the strength and determination of the entire nation. It is not only the responsibility of the central ministries, but also the task of all levels of government and village chiefs. The only way to protect ourselves is to be well prepared for anything. Let's work together to protect our national security.





Emergency Response QR Codes

IOS

Android



Air-Raid Alert
Identification



Air-Raid Evacuation
Police Service APP



Air-Raid Evacuation
Police Service APP



Water Shortage
Information



Power Shortage
Information



Weather Bureau Disaster
Preparedness Information



Emergency Responsibility
Hospitals



Mobilization & Recall
Inquiry System

2

Air Alert and Evacuation



When you hear the siren going off for almost 2 minutes, and about 5 minutes later there is an explosion nearby, what should you do?



First things to know!

Central Authorities

- The Ministry of Defense monitors enemy air operations.
- It informs the National Police Agency of the Ministry of the Interior to issue an air strike alert if there are signs of an air attack.

Local Authorities

- Police Department transmits information and issues alerts.
- Fire Department stands ready to support fire suppression and disaster relief efforts.
- Health Department instructs hospitals to be ready to provide emergency services.

Role of the Village Chief

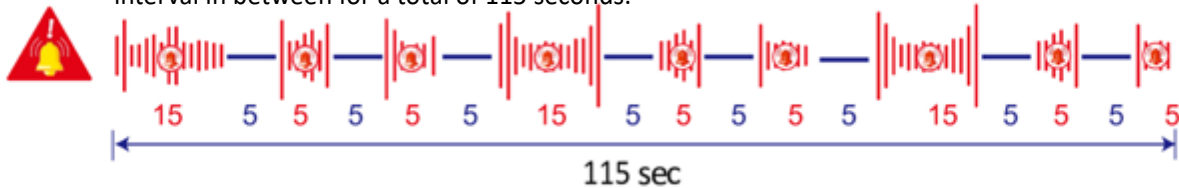
- To raise awareness and allocate shelters for residents in the area, and instruct the public to participate in the government's Wan An Exercise in peacetime
- To work with the Civil Defense Corps to guide people to shelters during the war

Alarm Recognition

Next, you should also know...

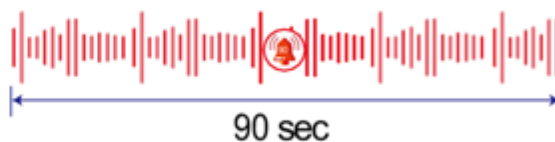
Emergency Alert:

1 Long 2 Short. Long tones last 15 seconds and short tones last 5 seconds with a 5-second interval in between for a total of 115 seconds.



White Alert:

A 90-second long-tone



Seek Shelter



Indoor



Close doors and windows



Turn off the power



Turn off the water



Turn off the gas



Follow instructions to the shelter



Outdoor

Driving (sitting in) a car



Pull over and get off at a safe place



Follow instructions to the shelter



Outdoor

Walking



Follow instructions to the shelter



Use nearby terrain (objects) for cover

2

Air Alert and Evacuation



What else should we be aware of?



Pay close attention to ...

Air-Raid shelters are usually located in the basement and marked with obvious yellow signs on the exterior walls of the building, such as the doorway.



Keep calm and follow the directions



Air-Raid Shelter

Serial No.	(English letters) ooooo	
Capacity	o People	
Allocation	Private	o People
	Public	o People
Produced by the Police Department of OO County (City), Municipality		

Brace Position



1. Take a kneeling position.
2. Slightly arch your body.
3. Keep your chest off the ground.
4. Cover your eyes and ears with your hands.
5. Slightly open your mouth.

Guidance for Air-Raid Shelter Facilities (Example)

▲▲ Township (Town, City, District), ○○ County (City), Municipality,
(XX Police Station, ▲▲▲ Precinct, Police Department)

■ Villages and Neighborhoods within the Jurisdiction

○○ Village, ○○ Village, ○○ Village, ○○ Village

△△ Neighborhood

■ Number of Air-Raid Shelters

△△ Shelters in Total

■ Capacity of Air-Raid Shelters

Approx. △△ People

IOS



Air-Raid Evacuation
Police Service APP

Android



Air-Raid Evacuation
Police Service APP

Location of Air-Raid Shelters (Example)

No.	Facility	Address	Capacity
1	○○ Elementary School	No. ○, Sec. ○, ○ Road	Approx. XX People
2	○○ Station Branch	No. ○, ○ Road	Approx. XX People
3	○○ Elementary School	No. ○, ○ Road	Approx. XX People
4	○○ Building	No. ○, Sec. ○, ○ Road	Approx. XX People
5	○○ Junior High School	No. ○, ○ Street	Approx. XX People
6	○○ Senior High School Library	No. ○, ○ Road	Approx. XX People
7	○○ Restaurant	No. ○, ○ Street	Approx. XX People
8	○○ Joint Activity Center	No. ○, Sec. ○, ○ Road	Approx. XX People
9	○○ Building	No. ○, ○ Street	Approx. XX People
10	○○ Senior High School	No. ○, Sec. ○, ○ Road	Approx. XX People

★ The actual information on the location, number, neighborhood and capacity of Air-Raid shelters in each municipality or county (city) shall be provided by the local government according to the actual information of the administrative area under its jurisdiction.



3

Response to Building Collapse and Fire



The sound of a building collapsing is heard in the evening, and it is suspected that a nearby building has collapsed due to an air raid and the house is on fire. What should you do at this moment?

First things to know!



Central Authorities


- The National Fire Agency of the Ministry of the Interior directs and coordinates nationwide disaster relief and medical service operations by Fire Departments through the emergency disaster relief and medical service system.

Local Authorities

- Fire Department coordinates fire-fighting and personnel rescue.
- Health Department supervises medical treatment and evacuation for the injured.

Role of the Village Chief

- To raise awareness and cooperate with Ming An (Wan An) Exercises in peacetime
- To guide the rescue team to assist in the rescue and to inform the public of the relevant information to facilitate medical treatment for the wounded during the war



Next, you should also know

Before the Disaster

- Find out the location and contact numbers of shelters near your home.
- Discuss with family members ahead of time and agree on a meeting place afterwards.

In the Midst of a Disaster

■ Indoor:



In the event of a collapse, seek shelter under a solid table or corner of a wall.



In case of fire, open the door quickly and escape from the first floor to the outside.



When your body is on fire, lie down on the ground and roll over with your hands over your face to put the fire out.

- Outdoor: Protect your head with personal items and stay away from buildings.


After the Disaster

- After the air raid is over, meet your relatives at the location designated by the local government according to the previously agreed contact method.





4 Response to Power Outage



Traffic signs are not working!

Notify Taipower for repair



After the air raid, the city is pitch black at night. The streets are dark and the traffic lights do not work. What should people do at this moment?

Central Authorities

- The Ministry of Economic Affairs supervises the Taipower Corporation (TEPCO), which is responsible for managing the nation's electricity usage, and immediately requests TEPCO to investigate the cause of any unannounced power outage and complete the repair within a short period of time.



First things to know!

Local Authorities

- Power distribution and control is the responsibility of the central government. The local government will immediately activate the backup power supply and assign officers to direct the traffic, while tracking Taipower's repair progress.

Role of the Village Chief

- To raise awareness and cooperate with Ming An (Wan An) Exercises in peacetime
- To guide and help people to a bright place and inform Taipower for maintenance during the war

Next, you should also know



During a Power Outage



Keep the fridge closed
Avoid opening the door



Use a flashlight
Avoid lighting candles



Turn off the main power
switch before leaving home to
seek shelter



Call Taipower Customer
Service Hotline 1911 for
inquiries or notifications



Remove the power plug
from the outlet to avoid
damage when power is
restored



Listen to battery radio
broadcasts for updates on the
disaster and power repair
situation

After the Power Supply Is Restored



Check if all electrical equipment in your home works properly.



Check if the food or medicine in the refrigerator or freezer has spoiled and is not fit for consumption.



5 Response to Water Outage



After an air strike, water is not available due to a power outage. What should you do in such a situation?

First things to know



Central Authorities

- The Water Resources Agency of the Ministry of Economic Affairs, the Taiwan Water Corporation, the Taipei Water Department, and the water supply plants in Kinmen and Lianjiang counties are responsible for the management and operation of water resources and water supply nationwide.
- In case of large-scale water outages, in addition to announcing water outage information, they will develop water shortage prevention and relief policies.

Local Authorities

- Water Bureau (Department) coordinates the inspection and testing of water supply accidents by the water supply units under its jurisdiction, requests support from other regions for water allocation, or cooperate with central agencies in water resource allocation and support.

Role of the Village Chief

- To raise awareness and cooperate with Ming An (Wan An) Exercises in peacetime
- To coordinate water supply units to set up water supply stations and mobile water trucks to supply water as well as provide packaged drinking water during wartime



Next, keep
in mind ...

During a Water Outage

- Check for malfunctioning water supply facilities at home.
- Call the water company's customer service hotline 1910 for inquiries or notifications.
- Turn off the power to the pump immediately.
- The water should be purified by filtration, reverse osmosis, or distillation and boiled for drinking.



After the Water Supply Is Restored

- Open all water valves to vent and allow water to flow for 1-2 minutes before use. Notify the water company immediately if the water volume is insufficient or if the water pressure or color is abnormal.





6 Emergency Medical Response



When a military fortress is bombarded by enemy fire, unfortunately, the shrapnel injures hundreds of residents of the surrounding community, causing massive bleeding from their wounds. What should you do?

Central Authorities

- The Ministry of Health and Welfare's Emergency Medical Response Center activates the Mass Casualty Response Mechanism to immediately monitor medical response to consolidate and dispatch resources from all regions to ensure that patients seeking medical care receive appropriate placement and medical care.

Local Authorities

- To set up a forward command post. The Health Department, Fire Department and local hospitals set up emergency medical stations, deploy manpower and equipment for local emergency care, and give priority treatment to the injured or transfer them to the appropriate medical institutions for treatment.



First things to know!

Role of the Village Chief

- To raise awareness and cooperate with Ming An (Wan An) Exercises in peacetime
- To cooperate with on-site control during wartime to monitor the medical and emotional situation of the public and provide various support and coordination operations

Next, keep
in mind ...

Emergency Procedures

- Quickly use gauze or clothing to control and stop bleeding, apply dressing to the wound, etc. to help each other.
- Wait for medical professionals or emergency medical technician to take over.



Locations of Emergency Responsibility Hospitals in ○○ County (City), Municipality (Example)

Location	Hospital	Address	Emergency Care Capability Category
1	○○ University Hospital	No. ○○, ○○ Road, ○○ District	Intensive
2	○○ General Hospital	No. ○○, Sec. ○○, ○○ Road, ○○ District	Intensive
3	○○ Hospital	No. ○○, Sec. ○○, ○○ Road, ○○ District	Intensive
4	○○ Hospital	No. ○○, ○○ Road, ○○ District	Intensive
5	○○ Hospital	No. ○○, Sec. ○○, ○○ Road, ○○ District	Intensive
6	○○ Hospital	No. ○○, Sec. ○○, ○○ Road, ○○ District	Intensive
7	○○ Hospital	No. ○○, Sec. ○○, ○○ Road, ○○ District	Intensive
8	○○ Hospital	No. ○○, Sec. ○○, ○○ Road, ○○ District	Intensive
9	○○ General Hospital	No. ○○, ○○ Street, ○○ District	General

★ The names and addresses of emergency responsibility hospitals in each municipality or county (city) shall be provided by the local government according to the actual information of the administrative area under its jurisdiction.



7

Response to the Shortage of Daily Necessities



News of the sabotage of a county's public warehouse was reported in the mass media, causing people to scramble to buy and stock up on many essential items, making normal supplies impossible. What should the public do?

First things to know!



Central Authorities

- The Executive Yuan announces the implementation of the rationing of daily necessities. The Agriculture and Food Agency of the Council of Agriculture and the Ministry of Economic Affairs are responsible for the national energy allocation and distribution policies for rice and edible oil, salt, and LPG, respectively.
- Monitor and investigate market transactions, prices and inventories of basic commodities and to strengthen the prohibition of hoarding.
- Adjust and reduce the number of allotments and urgently purchase essential items from overseas.

Local Authorities

- Relevant departments are responsible for investigating and controlling the prices of essential goods in their jurisdictions, and setting up distribution stations by administrative areas to divert the buying public.

Role of the Village Chief

- To monitor shortages of daily necessities and direct people to nearby distribution centers for purchase



Keep these in mind!

A



Show your Household Certificate.



Bring your Allotment Certificate and Record.

Go to the designated distribution station at the time and place notified by the township (town, city, district) and purchase the daily necessities according to the specified quantity and price.

Locations of Distribution Stations for Daily Necessities in ▲▲▲ Township

(Town, City, District), County(City), ○○ Municipality(Example)

No	Distribution Station	Facility (Address)	Distribution Village	Distribution Population
1	○○ Station	○○ District Resident Activity Center No ○○, Sec. ○○, ○○ Road,○○ District	○○ Village ○○ Village ○○ Village	Approx. XX people
2	○○ Station	○○ District Resident Activity Center No ○○, Sec. ○○, ○○ Road,○○ District	○○ Village ○○ Village ○○ Village	Approx. XX people
3	○○ Station	○○ District Resident Activity Center No ○○, Sec. ○○, ○○ Road,○○ District	○○ Village ○○ Village ○○ Village	Approx. XX people
4	○○ Station	○○ District Resident Activity Center No ○○, Sec. ○○, ○○ Road,○○ District	○○ Village ○○ Village ○○ Village	Approx. XX people
5	○○ Station	○○ Junior High School No ○○, Sec. ○○, ○○ Road,○○ District	○○ Village ○○ Village ○○ Village	Approx. XX people

★The distribution station name, facility name (address), distribution village, and distribution population of each municipality or county (city) shall be provided by the local government according to the actual information of the administrative area under its jurisdiction.



8 Readiness of Materials and Medical Supplies for Disaster (War Preparedness)



Large-scale disaster (such as an air raid or earthquake) suddenly occurs early in the morning and the village office broadcasts a notice to the public to evacuate as soon as possible. What disaster prevention (war preparedness) materials and first aid preparations should be completed in peacetime to deal with such an emergency situation?



First things to know!

Central Authorities

- The Office of Disaster Management of the Executive Yuan is responsible for the promulgation of national disaster prevention and relief policies.
- The National Fire Agency of the Ministry of the Interior is in charge of the national command and control of wind, fire and earthquake disaster prevention and relief.
- The Ministry of Health and Welfare is in charge of the national (emergency) healthcare and medical relief system.
- Both the National Fire Agency of the Ministry of the Interior and the Ministry of Health and Welfare provide a list of recommended items for household (personal) disaster preparedness supplies and first aid kits.

Local Authorities

- The Fire Department and Health Department recommend items for preparation of household (personal) disaster prevention supplies and first aid kits according to the geography of the region, and educate the public to complete the purchase and preparation in peacetime.

Role of the Village Chief

- To procure a number of disaster readiness (war preparedness) supplies, emergency evacuation kits, and first aid medical kits at the village office for emergency use by the public, and educate households to complete their preparations

Prepare in advance



Disaster Preparedness Materials

Disaster Supply Kit

Clothes, flashlight, essential documents, food, water, first aid medicine

Supplies for 3 Days

Food, water, clothing, cash, maps, lighting and communication devices

Emergency Items First Aid Kit




Individual: First aid pack
Family: First aid kit

Personal Medical Records & Chronic Disease Medications

A small card recorded with drug allergy and major illness information to carry with you



Personal First Aid Supplies and Family First Aid Kit

 Medicines	 Tools	 Consumables
<div></div> Iodine solution 1	<div></div> Multifunctional combination scissors 1	<div></div> Sterile gauze (2X2+4X4) 3+3
<div></div> Saline 3	<div></div> Tourniquet 1	<div></div> Cotton swabs (large + small) 6+6
<div></div> Alcohol swabs 10	<div></div> Safety pins 3	<div></div> Surgical paper tape 1
<div></div> Antibiotic ointment 2	<div></div> Triangular towel 1	<div></div> Gloves 2
<div></div> Insect bite ointment 1	<div></div> Survival whistle 1	<div></div> Bandages 3
<div></div> Medicines (e.g., painkillers, stomach medicine) 10	<div></div> Towel, paper towel / wet paper towel 1	<div></div> Band-aid 10 <div></div> Cotton ball 1pack <div></div> Alcohol 100ml 1 <div></div> Mask 1pack



9

Survival Basics



The enemy continues to bombard the island with air attacks, destroying the infrastructure on the ground. The supply of water, electricity and gas cannot be restored immediately. How can you improve your survivability?

First things to know!



Central Authorities

- The Ministry of Education has incorporated basic survival training courses into the national defense education curriculum of high (vocational) schools, colleges and universities to improve the ability to survive in wartime or emergency situations through course training and practical survival skills.

Local Authorities

- The Education Department (Bureau) assists in providing the materials and sites needed for local high school (vocational) defense education courses, and hires (selects) teachers with survival skills to familiarize them with the practice.
- In times of war (disaster), it assists schools in the district to form Civil Defense Corps that provide services as needed.

Role of the Village Chief

- To investigate the necessary supplies, equipment and professionals for the survival of the village during times of peace
- To assist in the resettlement of victims, provide supplies needed for survival, and report needs to superiors to facilitate the arrival of relief forces to assist during war (disasters)

When a disaster (catastrophe) occurs, you should remain calm, check the condition of yourself and those around you, look for materials and equipment that can sustain life, use survival skills to maintain your strength, and send rescue messages to the outside world as appropriate.



Suggestions for Survival Necessities

Water



Bottled water

Filtered water


Food



Cookies

Canned foods

Clothing



Clothes

Pants

Gloves

Rain coat

Tools



Swiss knife

Lighter

Flashlight

Compass

Medicines (Medical Products)



Personal medication



Tourniquet



Triangular bandage

Communication Devices



Intercom

Cellphone



Radio




10

Emergency Reporting Hotlines



In the event of a national emergency, such as an earthquake or landslide, when power and water supplies are cut off and cell phone reception is weak, what numbers should you call for help?



First things to know!

Central Authorities

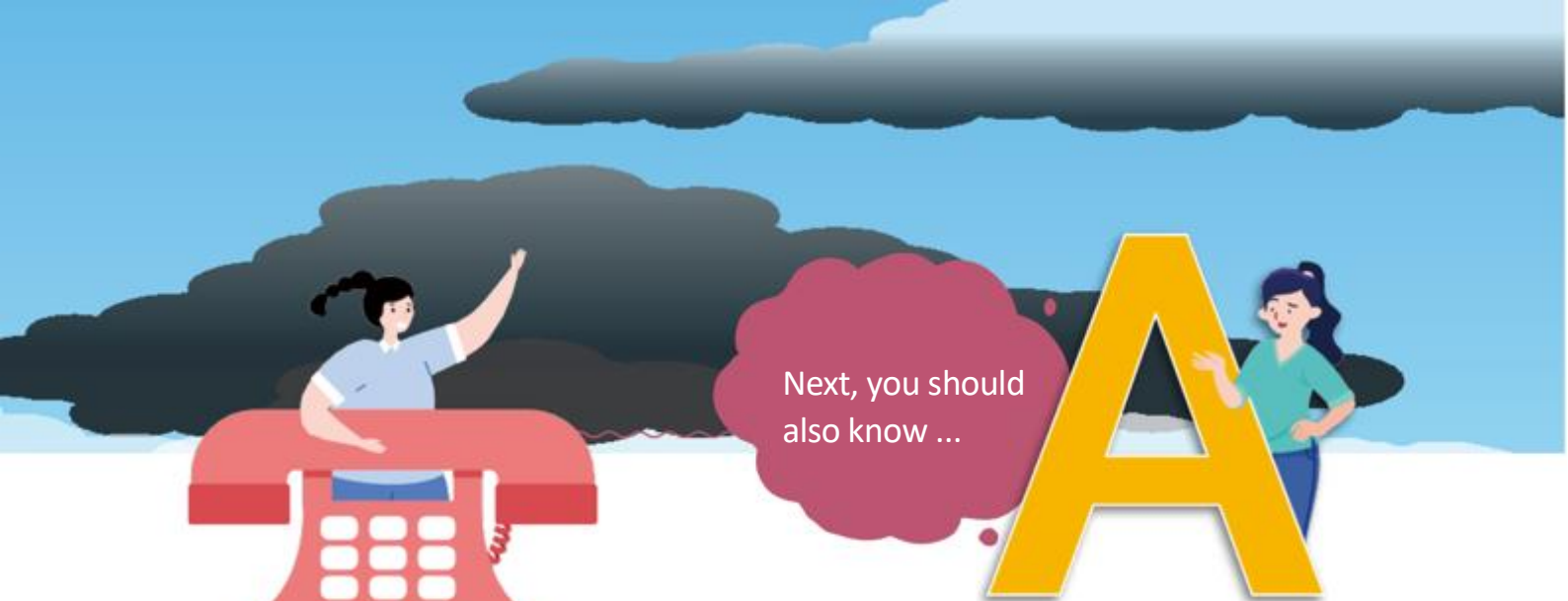
- NCC regulates the source of communications signals for domestic telecommunications companies and oversees the stability of telephone communication.
- The National Police Agency and the National Fire Agency of the Ministry of the Interior are responsible for responding to disasters and emergencies nationwide. The relevant reporting lines are managed and operated by the above two agencies.

Local Authorities

- Police and fire departments are responsible for monitoring the status of cases reported by the public in their districts, notifying their superiors and neighboring units, and updating the situation after dispatching officers.

Role of the Village Chief

- To post emergency notices at village offices and key locations (such as activity centers and schools) to alert the public



	Time to Use	Notes
 <p>Emergency Reporting 119</p>	In the event of a major disaster	The system uses a digital network wireless switch that can automatically receive call reports when needed to avoid missed calls that could affect rescue.
 <p>Police Service 110</p>	When a crime is committed, your life or property is threatened, or you need emergency assistance (rescue)	By using the "locate my phone" feature, the location of the person reporting the crime will be easily located and help the police to arrive quickly.
 <p>Safety Reporting 1991</p>	When a major disaster (catastrophe) occurs and telephone connections are interrupted or congested	When disaster strikes and phone service is unavailable or congested, you can simply call 1991 to leave a message and tell someone you're okay.
 <p>Emergency Rescue 112</p>	When there is an emergency and your cell phone signal is poor	In case of poor reception, dialing 112 on your cell phone will transfer you to the police or fire station.





What should a reservist do when he sees a news ticker on TV that says "ooA mobilization number X X" and signals the mobilization of reservists to report for duty?

First things to know!



Central Authorities

- In a quasi-war situation, emergency orders (including manpower and materiel mobilization orders) are issued with presidential approval. The MND then announces the national reserve mobilization message through radio and television media and calls for the formation of reserve units for combat missions.
- To shorten mobilization time, MND issues an advance notice at the beginning of each year to inform reservists to be activated of the information and required actions once the mobilization order is issued.

Local Authorities

- An officer from the police department, along with the district's reservist consoling officer, will personally deliver the mobilization order to the recalled reservist (or have a family member receive it).

Role of the Village Chief

- To guide the police to serve the order, and assist in investigating the whereabouts of the recalled reservist if he/she is not available (out of town or change of residence) to facilitate the service of the order

Wartime	Persons to Be Recalled	Reservists who have been discharged from active military service or who have completed their training for regular military service
	Time of Mobilization	In times of war or extraordinary events
	Action after Receiving the Recall Order	Report immediately to the designated location and participate in the generation of reserve force as well as pre-combat refreshment training to accomplish combat missions.
Peacetime	Recall Frequency	Officers and non-commissioned officers shall be called up four times within eight years right after their discharge, and reserve status shall be extended to 12 years for those who do not meet the requirement.
	Courses for Education Recall	Specialty refresher training, live fire, combat drills and combination training, combined with exercises to verify combat effectiveness
	Convenient Measures for Education Recall	Recalled reservists who do not reside in their domicile may apply for the change of the designated address for the education recall order by presenting the relevant documents to the Reserve Command of the neighboring city or county (city) 55 days prior to the recall training.



Armed Services (Year) Mobilization & Recall Advance Notice

This notice is not an actual order for Education Recall. It should be securely preserved from January 1 to December 31, (Year).

Hello, this is the Mobilization & Recall Advance Notice, and you have been selected for the (Year) Wartime Mobilization Recall. Please use your smart mobile device to scan the QR Code in the lower right corner or go online to the Reserve Command's Online Service Desk for Reservists home page (<https://afrc.mnd.gov.tw/EFR/Default.aspx>) for information about Mobilization Recall or Education Recall for the year.

Notice to recalled reservists: (Please be sure to read the following to protect your rights.)

- I. **Wartime Mobilization Recall:** When war or emergency occurs in the country, the Mobilization Order will be issued by the Ministry of National Defense through the mass media and be effective immediately, and the Mobilization Muster Order will be delivered to your domicile (or designated location) by the police of your jurisdiction. Please bring your identification documents and report on time to defend the homeland together.
- II. **Peacetime Education Recall:** The education recall schedule will be announced on the home page of the Reservist On-line Service Desk according to the mission schedule of each military command and its unit, and the Education Recall Order will be sent 40 days before the recall date. For major annual training exercises (e.g., Tung Hsin Exercise), the order will be delivered in person by the local police 10 days before the recall date. Those who are exempted from this education recall order according to the "Recognition Criteria for Exemption of Reservists and Replacement Soldiers from Education and Service Muster Recall" will be included in a subsequent recall depending on military needs. Applications for exemption from the recall on the grounds of "overseas sightseeing" will not be approved after the announcement of the recall schedule. Those who still attempt to avoid the recall by "traveling abroad for sightseeing" will be held criminally responsible according to the law.
- III. If you have any recall-related questions, please feel free to contact the Reserve Command in your municipality or county (city).





All-Out Defense Handbook





Emergency Medical Care – Supplementary Materials

Q

What injuries may result from an attack on the public in a hostile engagement, and how are these injuries delt with?



A

Before War (Peace time)

Prepare disaster preparedness (war readiness) supplies, enter Air-Raid shelters or secure locations in the vicinity, and protect your eyes, ears, mouth, and nose from injury.

When Injured – Help Yourself and Others

Blast Penetration, Shockwave Damage – Bleeding Control

Direct pressure to stop bleeding

Direct pressure with gauze over the wound is the fastest, most effective and simplest method to stop bleeding



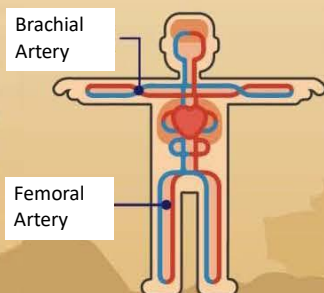
Elevation of an limb to stop bleeding

The wounded limb can be elevated above the heart along with the direct pressure method.



Pressure points to control bleeding

When bleeding cannot be controlled by direct pressure, apply pressure to the proximal arterial pressure point of the affected limb with the thumb or the base of the palm.



Burns (Scalding) - Emergency Treatment

1 Rinse

Step 2 Off
Remove clothing from the burned

3 Dip

Step 4 Cover
Cover the wound with clean cloth

5 Send

Step 1 Rinse
Rinse with clean water for 20 mins

2 Off

Step 3 Dip
Dip the wound in cold water

4 Cover

Step 5 Send
Send to the hospital for treatment





Emergency Medical Care – Supplementary Materials

Between Enemy Fire - Medical Evacuation

1. Call the emergency hotline using a home (public) phone or cell phone and wait for help in a safe area nearby.
2. Transfer to the nearest medical institution or emergency station for treatment.

Locations of First Aid Stations in ○○ Municipality, County (City):

No.	First Aid Station	Location	Set up by	Note
1	○○ Township First Aid Station	○○ Elementary School No. ○○, ○○ Road, ○○ Township	○○ Township Public Health Center	
2	○○ Township First Aid Station	○○Activity Center No. ○○, ○○ Village, ○○ Township	○○ Township Public Health Center	
3	○○ Township First Aid Station	○○ Township ○○ Temple No. ○○, ○○ Village, ○○ Township	○○ Township Public Health Center	
4	○○ Township First Aid Station	○○ Activity Center No. ○○, ○○ Village, ○○ Township	○○ Township Public Health Center	
5	○○ Township First Aid Station	○○ Junior High School No. ○○, ○○ Road, ○○ Township	○○ Township Public Health Center	

★ The names and addresses of first aid stations in each municipality or county (city) shall be provided by the local government according to the actual information of the administrative area under its jurisdiction.